


OTR

TYRES WHEELS AXLES


OTR GROUP AXLE SPARE PARTS





20T

Finch



CATALOGUE CONTENTS

Stub Axle Assemblies	4
FAD Stub Axle Assemblies & Spares	6
Hub & Stub Assembly Parts Breakdown	8
Stub Axle Parts List	31
Notes	34

STUB AXLE ASSEMBLIES

MODEL	CAPACITY OF STUB (KG) AT 25 KM/H	STUB MATERIAL (MM)		NUMBER OF STUDS	STUD SIZE	PCD (MM)	SPIGOT (MM)	FLANGE Ø (MM)	STUB SIZE (MM)
		ROUND Ø	SQUARE (W)						
AH 20SF	500	39	40	5	1/2" UNF	114.30	60	140	143
	500	39	N/A	5	1/2" UNF	114.30	60	140	193
	500	39	40	5	7/16" UNF	107.95	60	140	143
	500	39	40	4	1/2" UNF	101.60	60	140	143
AH 20	500	39	40	5	1/2" UNF	114.30	60	150	143
	500	39	N/A	5	1/2" UNF	114.30	60	150	193
	500	39	40	5	1/2" UNF	120.65	60	150	143
	500	39	40	5	1/2" UNF	120.65	60	150	193
	500	39	N/A	4	1/2" UNF	100.00	60	150	143
AH 20WF	500	39	40	6	1/2" UNF	100.00	60	190	143
AH 20-HD	500	39	N/A	5	7/16" UNF	107.95	66	140	124
	500	39	N/A	5	1/2" UNF	114.30	66	140	124
AH 25	625	45	45	5	7/16" UNF	107.95	60	150	200
	625	45	45	5	1/2" UNF	120.65	60	150	200
	625	45	45	5	1/2" UNF	114.30	60	150	200
AH 25WF	625	45	45	6	1/2" UNF	139.70	60	190	200
AH 30	750	45	45	5	7/16" UNF	107.95	67	172	203
	750	45	45	5	1/2" UNF	120.65	67	172	203
	750	45	45	5	1/2" UNF	114.30	67	172	203
	750	45	45	6	1/2" UNF	139.70	67	172	203
AH 40	1,000	50	50	6	1/2" UNF	152.40	92	183	234
	1,000	50	50	6	1/2" UNF	139.70	92	183	234
	1,000	N/A	50	5	M14 x 1.5	150.00	92	183	234
AH 50	1,600	56	N/A	6	1/2" UNF	152.40	93	191	272
	1,600	N/A	63	6	9/16" UNF	152.40	93	191	272
	1,600	56	63	6	1/2" UNF	139.70	93	191	272
HD 50	1,800	-	50	6	M18 x 1.5	Z05	160	250	200
HD 50	2,000	N/A	63	6	1/2" UNF	139.7	93	191	272
60H-6	2,500	65	63	6	M18 x 1.5	205	160	250	300
75H-6	3,500	75	N/A	6	M18 x 1.5	205	160	250	300
75H-8	3,500	75	N/A	8	M18 x 1.5	275	220	320	300
80-6	4,000	80	80	6	M18 x 1.5	205	160	250	353
80-8	4,000	80	80	8	M18 x 1.5	275	220	320	353
90H-8	5,500	N/A	90	8	M20 x 1.5	275	220	320	348
90H-10	5,500	N/A	90	10	M22 x 1.5	335	280	381	348
SH-100	6,000	N/A	100	5	M20 x 1.5	445	N/A	490	400
92H-8	6,500	92	N/A	8	M20 x 1.5	275	220	320	348
92H-10	6,500	92	N/A	10	M22 x 1.5	335	280	380	348
100H-10	6,500	N/A	100	10	M22 x 1.5	335	280	380	400
100H-10	9,000	110	N/A	10	M22 x 1.5	335	280	380	400
110H-10	15,000	110	N/A	10	M22 x 1.5	335	280	390	400
150H-12	20,000	150	N/A	12	M24 x 1.5	425	370	486	500

WHEEL FITMENT	JOURNAL Ø (MM)		BEARING NUMBERS		SHIPPING WEIGHT (KG)		PART NUMBER	
	INNER	OUTER	INNER	OUTER	ROUND	SQUARE	ROUND	SQUARE
Ford	31.75	19.05	67048/10	11949/10	4.34	4.51	033.207.010	033.209.010
Ford	31.75	19.05	67048/10	11949/10	5.00	N/A	033.208.010	N/A
HT Holden	31.75	19.05	67048/10	11949/10	4.27	4.63	033.199.010	033.201.010
Mini	31.75	19.05	67048/10	11949/10	4.23	4.64	033.219.010	033.221.010
Ford	31.75	19.05	67048/10	11949/10	4.62	4.99	033.211.010	033.213.010
Ford	31.75	19.05	67048/10	11949/10	5.15	N/A	033.212.010	N/A
HQ Holden	31.75	19.05	67048/10	11949/10	4.65	4.89	033.195.010	033.197.010
HQ Holden	31.75	19.05	67048/10	11949/10	5.15	5.50	033.196.010	033.198.010
Space Saver	31.75	19.05	67048/10	11949/10	4.36	N/A	033.699.010	N/A
Toyota	31.75	19.05	67048/10	11949/10	5.84	6.24	033.215.010	033.217.010
HT Holden	31.75	19.05	67048/10	11949/10	5.70	N/A	033.711.010	N/A
Ford	31.75	19.05	67048/10	11949/10	5.75	N/A	033.746.010	N/A
HT Holden	35	22	68149/10	12749/10	5.65	6.55	033.229.010	033.230.010
HQ Holden	35	22	68149/10	12749/10	5.92	6.64	033.225.010	033.226.010
Ford	35	22	68149/10	12749/10	5.97	6.60	033.228.010	033.227.010
Toyota	35	22	68149/10	12749/10	7.34	7.88	033.232.010	033.231.010
HT Holden	35	25	30207	30205	6.9	7.5	033.290.010	033.291.010
HQ Holden	35	25	30207	30205	6.9	7.9	033.292.010	033.293.010
Ford	35	25	30207	30205	6.9	7.9	033.294.010	033.295.010
Toyota	35	25	30207	30205	7.4	7.9	033.298.010	033.299.010
US Tractor	40	30	30208	30206	9.8	11.0	033.288.010	033.239.010
Toyota	40	30	30208	30206	9.8	11.0	033.283.010	033.282.010
Toyota	40	30	30208	30206	N/A	12.0	N/A	033.684.010
US Tractor	45	30	30209	30206	13.3	N/A	033.275.010	033.274.010
US Tractor	45	30	30209	30206	N/A	16.0	N/A	033.427.010
Toyota	45	30	30209	30206	13.3	16.0	033.767.010	033.824.010
Bedford (Din)	40	30	32206	32209	N/A	12	N/A	034.485.010
Toyota	45	30	32209	32206	N/A	16	N/A	033.859.010
Bedford (Din)	55	40	30211	30208	25	23	033.412.010	033.261.010
Bedford (Din)	65	50	32213	32210	28	N/A	033.158.010	034.406.010
Bedford (Din)	65	50	32213	32210	35	N/A	033.169.010	N/A
Bedford (Din)	70	50	30214	30210	41	42	033.413.010	033.811.010
Bedford (Din)	70	50	30214	30210	42	43	033.260.010	033.403.010
Bedford (Din)	80	55	32216	30311	N/A	54	N/A	033.129.010
European Truck (Din)	80	55	32216	30311	N/A	68	N/A	033.140.010
Demountable Rim 20" - 22.5"	89.974	66.675	HM218248	HM212049	N/A	75	N/A	033.390.010
Bedford (Din)	80	55	32216	30311	49	N/A	033.332.010	N/A
European Truck (Din)	80	55	32216	30311	63	N/A	033.315.010	N/A
European Truck (Din)	85	65	32217	32213	N/A	75	N/A	033.259.010
European Truck (Din)	85	65	32217	32213	80	N/A	034.389.010	N/A
European Truck (Din)	85	75	33217	33215	84	N/A	033.438.010	N/A
Earthmover	120	105	30224	32021	185	N/A	033.258.010	N/A

FAD STUB AXLE ASSEMBLIES & SPARES

MODEL	CAPACITY OF STUB (KG) AT 25 KM/H	STUB MATERIAL (MM)		NUMBER OF STUDS	STUD SIZE	PCD (MM)	SPIGOT (MM)	FLANGE Ø (MM)	STUB SIZE (MM)
		ROUND Ø	SQUARE (W)						
50S-5	1,600	N/A	50	5	M16 x 1.5	140	93	175	200
	1,600	N/A	50	5	M16 x 1.5	140	93	175	250
60-6	2,500	N/A	60	6	M18 x 1.5	205	160	245	300
70H-6	3,750	N/A	70	6	M18 x 1.5	205	160	245	300
70H-8	3,750	N/A	70	8	M18 x 1.5	275	220	320	300
80H-8	4,500	N/A	80	8	M18 x 1.5	275	220	320	350
90H-8	5,500	N/A	90	8	M20 x 1.5	275	220	320	350
90H-10	5,500	N/A	90	10	M22 x 1.5	335	280	380	350
100-10	6,500	N/A	100	10	M22 x 1.5	335	280	380	400

COMPLETE STUB ASSEMBLY	SERIES	STUD	NUT	INNER BEARINGS	OUTER BEARING
TA00145	50-5	M16 x 1.5	M16 x 1.5	30209	30206
PART NUMBER		FSP43	FSP33	920.000.767	920.000.792
TA00150	60-6	M18 x 1.5	M18 x 1.5	30211	30208
PART NUMBER		FSP44	FSP34	920.001.687	920.000.768
TA00152	70H-6	M18 x 1.5	M18 x 1.5	32213	32210
PART NUMBER		FSP44	FSP34	920.000.803	920.000.802
TA00155	70H-8	M18 x 1.5	M18 x 1.5	32213	32210
PART NUMBER		FSP44	FSP34	920.000.803	920.000.802
TA00157	80H-8	M18 x 1.5	M18 x 1.5	32215	32211
PART NUMBER		FSP44	FSP34	920.000.798	TA03869
TA00161	90H-8	M20 x 1.5	M20 x 1.5	32216	32212
PART NUMBER		FSP45	FSP35	920.000.799	N/A
TA00158	90H-10	M22 x 1.5	M22 x 1.5	32216	32212
PART NUMBER		FSP46	FSP36	920.000.799	N/A
TA00142	100-10	M22 x 1.5	M22 x 1.5	32217	32213
PART NUMBER		FSP46	FSP36	920.001.210	920.000.803



For Agricultural & Industrial trailer applications

WHEEL FITMENT	JOURNAL Ø (MM)		BEARING NUMBERS		SHIPPING WEIGHT (KG)		PART NUMBER	
	INNER	OUTER	INNER	OUTER	ROUND	SQUARE	ROUND	SQUARE
Din Standard	45	30	30209	30206	N/A	10	N/A	TA00145
Din Standard	45	30	30209	30206	N/A	11	N/A	TA00145
Din Standard	55	40	30211	30208	N/A	16	N/A	TA00150
Din Standard	65	50	32213	32210	N/A	26	N/A	TA00152
Din Standard	65	50	32213	32210	N/A	33	N/A	TA00155
Din Standard	75	55	32215	32211	N/A	30	N/A	TA00157
Din Standard	80	60	32216	32212	N/A	45	N/A	TA00161
European Truck (Din)	80	60	32216	32212	N/A	52	N/A	TA00158
European Truck (Din)	85	65	32217	32213	N/A	67	N/A	TA00142

SEAL	SEAL RING	DUST CAP	AXEL NUT	SPLIT PIN	TAPERED WASHER
53 x 85 x 10	45.5 x 53 x 13	62mm	M27 x 2	35mm	N/A
FSP74	033.255.010	FSPDC62	FSP21 A	N/A	N/A
70 x 100 x 10	55.5 x 70 x 13	80mm	M33 x 2	45mm	N/A
FSP76	FSP68	FSPDC80	FSP22	N/A	N/A
80 x 120 x 12	67 x 80 x 13	90mm	M42 x 2	55mm	N/A
FSP77	FSP63	FSPDC90	FSP24	N/A	N/A
80 x 120 x 12	67 x 80 x 13	90mm	M42 x 2	55mm	N/A
FSP77	FSP63	FSPDC90	FSP24	N/A	N/A
90 x 130 x 12	77 x 90 x 13	100mm	M45 x 2	75mm	N/A
FSP86	FSP67	FSPDC100	FSP25	N/A	N/A
100 x 140 x 12	100 x 82 x 15	110mm	M45 x 2	75mm	M20
FSP80	FSP64	FSPDC110	FSP25	N/A	FSP54
100 x 140 x 12	100 x 82 x 15	110mm	M45 x 2	75mm	M22
FSP80	FSP64	FSPDC110	FSP25	N/A	FSP55
110 x 150 x 12	87 x 100 x 16	120mm	M45 x 2	75mm	M22
FSP81	033.963.010	FSPDC120	FSP25	N/A	FSP55



HUB & STUB ASSEMBLY PARTS BREAKDOWN

PART NUMBER	ITEM	DESCRIPTION	QUANTITY
033.207.010	AH 20SF 5/114.3 FORD	39MM ROUND	500KG
920.001.354	DUST CAP 45.2 DIA PRESS IN	H20 & H25 1.78	1
920.000.953	PIN SPLIT M4 x 40 ZINC		1
920.001.113	NUT SLOTTED UNF 3/4 GR 4.6	T/S H20 & H25	1
920.001.437	3/4 WASHER FLAT BRIGHT 38mm OD	H20 & H25	1
920.000.794	H20 BEARING 11949/10 UBC	(19.05 x 45.237 x 15.494) *TA04188*	1
920.000.795	H20 BEARING 67048/10 UBC	(31.75 x 59.131 x 15.875) *TA04190*	1
033.335.010	H20 HUB DRILLED & STUDDERED	5/114.3 (FORD) 140mm HUB	1
170.044.010	WHEEL NUT UNF 1/2	TAPER 60 DEG	5
920.001.895	SEAL 59.13 x 37.85 x 9.53	H20 H/DUTY SEAL TCU STYLE""	1
033.181.010	H20 STUB 254 39RD		1

PART NUMBER	ITEM	DESCRIPTION	QUANTITY
033.209.010	AH 20SF 5/114.3 FORD	40MM SQUARE	500KG
920.001.354	DUST CAP 45.2 DIA PRESS IN	H20 & H25 1.78	1
920.000.953	PIN SPLIT M4 x 40 ZINC		1
920.001.113	NUT SLOTTED UNF 3/4 GR 4.6	T/S H20 & H25	1
920.001.437	3/4 WASHER FLAT BRIGHT 38mm OD	H20 & H25	1
920.000.794	H20 BEARING 11949/10 UBC	(19.05 x 45.237 x 15.494) *TA04188*	1
920.000.795	H20 BEARING 67048/10 UBC	(31.75 x 59.131 x 15.875) *TA04190*	1
033.335.010	H20 HUB DRILLED & STUDDERED	5/114.3 (FORD) 140mm HUB	1
920.001.895	SEAL 59.13 x 37.85 x 9.53	H20 H/DUTY SEAL TCU STYLE""	1
033.182.010	H20 STUB 254 40SQ		1
170.044.010	WHEEL NUT UNF 1/2	TAPER 60 DEG	5

PART NUMBER	ITEM	DESCRIPTION	QUANTITY
033.208.010	AH 20SF 5/114.3 FORD	39MM ROUND	500KG
920.001.354	DUST CAP 45.2 DIA PRESS IN	H20 & H25 1.78	1
920.000.953	PIN SPLIT M4 x 40 ZINC		1
920.001.113	NUT SLOTTED UNF 3/4 GR 4.6	T/S H20 & H25	1
920.001.437	3/4 WASHER FLAT BRIGHT 38mm OD	H20 & H25	1
920.000.794	H20 BEARING 11949/10 UBC	(19.05 x 45.237 x 15.494) *TA04188*	1
920.000.795	H20 BEARING 67048/10 UBC	(31.75 x 59.131 x 15.875) *TA04190*	1
033.335.010	H20 HUB DRILLED & STUDDERED	5/114.3 (FORD) 140mm HUB	1
170.044.010	WHEEL NUT UNF 1/2	TAPER 60 DEG	5
920.000.732	SEAL 59.13 x 37.85 x 10	H20	1
033.183.010	H20 STUB 305 39RD		1

PART NUMBER	ITEM	DESCRIPTION	QUANTITY
033.199.010	AH 20SF 5/107.95 HT HOLDEN	39MM ROUND	500KG
920.001.354	DUST CAP 45.2 DIA PRESS IN	H20 & H25 1.78	1

PART NUMBER	ITEM	DESCRIPTION	QUANTITY
920.000.953	PIN SPLIT M4 x 40 ZINC		1
920.001.113	NUT SLOTTED UNF 3/4 GR 4.6	T/S H20 & H25	1
920.001.437	3/4 WASHER FLAT BRIGHT 38mm OD	H20 & H25	1
920.000.794	H20 BEARING 11949/10 UBC	(19.05 x 45.237 x 15.494) *TA04188*	1
920.000.795	H20 BEARING 67048/10 UBC	(31.75 x 59.131 x 15.875) *TA04190*	1
033.189.010	H20 HUB M/C DRILLED & STUDDDED	5/107.95 140mm	1
920.001.895	SEAL 59.13 x 37.85 x 9.53	H20 H/DUTY SEAL TCU STYLE""	1
170.041.010	WHEEL NUT UNF 7/16	TAPER 60 DEG	5
033.181.010	H20 STUB 254 39RD		1

033.201.010	AH 20SF 5/107.95 HT HOLDEN	40MM SQUARE	500KG
920.001.354	DUST CAP 45.2 DIA PRESS IN	H20 & H25 1.78	1
920.000.953	PIN SPLIT M4 x 40 ZINC		1
920.001.113	NUT SLOTTED UNF 3/4 GR 4.6	T/S H20 & H25	1
920.001.437	3/4 WASHER FLAT BRIGHT 38mm OD	H20 & H25	1
920.000.794	H20 BEARING 11949/10 UBC	(19.05 x 45.237 x 15.494) *TA04188*	1
920.000.795	H20 BEARING 67048/10 UBC	(31.75 x 59.131 x 15.875) *TA04190*	1
033.189.010	H20 HUB M/C DRILLED & STUDDDED	5/107.95 140mm	1
920.000.732	SEAL 59.13 x 37.85 x 10	H20	1
033.182.010	H20 STUB 254 40SQ		1
170.041.010	WHEEL NUT UNF 7/16	TAPER 60 DEG	5

033.219.010	AH 20SF 4/101.6 MINI	39MM ROUND	500KG
920.001.354	DUST CAP 45.2 DIA PRESS IN	H20 & H25 1.78	1
920.000.953	PIN SPLIT M4 x 40 ZINC		1
920.001.113	NUT SLOTTED UNF 3/4 GR 4.6	T/S H20 & H25	1
920.001.437	3/4 WASHER FLAT BRIGHT 38mm OD	H20 & H25	1
920.000.794	H20 BEARING 11949/10 UBC	(19.05 x 45.237 x 15.494) *TA04188*	1
920.000.795	H20 BEARING 67048/10 UBC	(31.75 x 59.131 x 15.875) *TA04190*	1
033.190.010	H20 HUB M/C DRILLED & STUDDDED	4/101.6 140mm **1/2" STUDS**	1
170.044.010	WHEEL NUT UNF 1/2	TAPER 60 DEG	4
920.001.895	SEAL 59.13 x 37.85 x 9.53	H20 H/DUTY SEAL TCU STYLE""	1
033.181.010	H20 STUB 254 39RD		1

033.221.010	AH 20SF 4/101.6 MINI	40MM SQUARE	500KG
920.001.354	DUST CAP 45.2 DIA PRESS IN	H20 & H25 1.78	1
920.000.953	PIN SPLIT M4 x 40 ZINC		1
920.001.113	NUT SLOTTED UNF 3/4 GR 4.6	T/S H20 & H25	1

HUB & STUB ASSEMBLY PARTS BREAKDOWN

PART NUMBER	ITEM	DESCRIPTION	QUANTITY
920.001.437	3/4 WASHER FLAT BRIGHT 38mm OD	H20 & H25	1
920.000.794	H20 BEARING 11949/10 UBC	(19.05 x 45.237 x 15.494) *TA04188*	1
920.000.795	H20 BEARING 67048/10 UBC	(31.75 x 59.131 x 15.875) *TA04190*	1
920.000.732	SEAL 59.13 x 37.85 x 10	H20	1
033.182.010	H20 STUB 254 40SQ		1
033.190.010	H20 HUB M/C DRILLED & STUDED	4/101.6 140mm **1/2" STUDS**	1
170.044.010	WHEEL NUT UNF 1/2	TAPER 60 DEG	4

033.211.010	AH 20 5/114.3 FORD	39MM ROUND	500KG
920.001.354	DUST CAP 45.2 DIA PRESS IN	H20 & H25 1.78	1
920.000.953	PIN SPLIT M4 x 40 ZINC		1
920.001.113	NUT SLOTTED UNF 3/4 GR 4.6	T/S H20 & H25	1
920.001.437	3/4 WASHER FLAT BRIGHT 38mm OD	H20 & H25	1
920.000.794	H20 BEARING 11949/10 UBC	(19.05 x 45.237 x 15.494) *TA04188*	1
920.000.795	H20 BEARING 67048/10 UBC	(31.75 x 59.131 x 15.875) *TA04190*	1
033.187.010	H20 HUB M/C BLANK 150mm		1
170.044.010	WHEEL NUT UNF 1/2	TAPER 60 DEG	5
170.053.010	WHEEL STUD UNF 1/2 x 50		5
920.001.895	SEAL 59.13 x 37.85 x 9.53	H20 H/DUTY SEAL TCU STYLE****	1
033.181.010	H20 STUB 254 39RD		1

033.212.010	AH 20 5/114.3 FORD	39MM ROUND	500KG
033.209.010	H20 STUB ASSLY 5/114.3 143	40SQ (FORD) S/F	1
033.183.010	H20 STUB 305 39RD		1
920.000.953	PIN SPLIT M4 x 40 ZINC		1
920.001.354	DUST CAP 45.2 DIA PRESS IN	H20 & H25 1.78	1
033.182.010	H20 STUB 254 40SQ		-1

033.195.010	AH 20 5/120.7 HQ HOLDEN	39MM ROUND	500KG
920.001.354	DUST CAP 45.2 DIA PRESS IN	H20 & H25 1.78	1
920.000.953	PIN SPLIT M4 x 40 ZINC		1
920.001.113	NUT SLOTTED UNF 3/4 GR 4.6	T/S H20 & H25	1
920.001.437	3/4 WASHER FLAT BRIGHT 38mm OD	H20 & H25	1
920.000.794	H20 BEARING 11949/10 UBC	(19.05 x 45.237 x 15.494) *TA04188*	1
920.000.795	H20 BEARING 67048/10 UBC	(31.75 x 59.131 x 15.875) *TA04190*	1
033.187.010	H20 HUB M/C BLANK 150mm		1
170.044.010	WHEEL NUT UNF 1/2	TAPER 60 DEG	5
170.053.010	WHEEL STUD UNF 1/2 x 50		5

PART NUMBER	ITEM	DESCRIPTION	QUANTITY
920.000.732	SEAL 59.13 x 37.85 x 10	H20	1
033.181.010	H20 STUB 254 39RD		1

033.197.010	AH 20 5/120.7 HQ HOLDEN	40MM SQUARE	500KG
033.182.010	H20 STUB 254 40SQ		1
920.001.354	DUST CAP 45.2 DIA PRESS IN	H20 & H25 1.78	1
920.000.953	PIN SPLIT M4 x 40 ZINC		1
920.001.113	NUT SLOTTED UNF 3/4 GR 4.6	T/S H20 & H25	1
920.001.437	3/4 WASHER FLAT BRIGHT 38mm OD	H20 & H25	1
920.000.794	H20 BEARING 11949/10 UBC	(19.05 x 45.237 x 15.494) *TA04188*	1
920.000.795	H20 BEARING 67048/10 UBC	(31.75 x 59.131 x 15.875) *TA04190*	1
033.193.010	H20 HUB M/C DRILLED & STUDED	5/120.65 150mm	1
920.001.895	SEAL 59.13 x 37.85 x 9.53	H20 H/DUTY SEAL TCU STYLE""	1

033.196.010	AH 20 5/120.7 HQ HOLDEN	39MM ROUND	500KG
033.195.010	H20 STUB ASSLY 5/120.65 143	39RD (HQ)	1
033.183.010	H20 STUB 305 39RD		1
920.001.354	DUST CAP 45.2 DIA PRESS IN	H20 & H25 1.78	1
920.000.953	PIN SPLIT M4 x 40 ZINC		1
920.001.895	SEAL 59.13 x 37.85 x 9.53	H20 H/DUTY SEAL TCU STYLE""	1
033.181.010	H20 STUB 254 39RD		-1

033.215.010	AH 20WF 6/139.7 TOYOTA	39MM ROUND	500KG
920.001.354	DUST CAP 45.2 DIA PRESS IN	H20 & H25 1.78	1
920.000.953	PIN SPLIT M4 x 40 ZINC		1
920.001.113	NUT SLOTTED UNF 3/4 GR 4.6	T/S H20 & H25	1
920.001.437	3/4 WASHER FLAT BRIGHT 38mm OD	H20 & H25	1
920.000.794	H20 BEARING 11949/10 UBC	(19.05 x 45.237 x 15.494) *TA04188*	1
920.000.795	H20 BEARING 67048/10 UBC	(31.75 x 59.131 x 15.875) *TA04190*	1
033.188.010	H20 HUB M/C BLANK 190mm		1
170.044.010	WHEEL NUT UNF 1/2	TAPER 60 DEG	6
170.053.010	WHEEL STUD UNF 1/2 x 50		6
920.000.732	SEAL 59.13 x 37.85 x 10	H20	1
033.181.010	H20 STUB 254 39RD		1

033.217.010	AH 20WF 6/139.7 TOYOTA	40MM SQUARE	500KG
920.001.354	DUST CAP 45.2 DIA PRESS IN	H20 & H25 1.78	1
920.000.953	PIN SPLIT M4 x 40 ZINC		1

HUB & STUB ASSEMBLY PARTS BREAKDOWN

PART NUMBER	ITEM	DESCRIPTION	QUANTITY
920.001.113	NUT SLOTTED UNF 3/4 GR 4.6	T/S H20 & H25	1
920.001.437	3/4 WASHER FLAT BRIGHT 38mm OD	H20 & H25	1
920.000.794	H20 BEARING 11949/10 UBC	(19.05 x 45.237 x 15.494) *TA04188*	1
920.000.795	H20 BEARING 67048/10 UBC	(31.75 x 59.131 x 15.875) *TA04190*	1
033.188.010	H20 HUB M/C BLANK 190mm		1
170.044.010	WHEEL NUT UNF 1/2	TAPER 60 DEG	6
170.053.010	WHEEL STUD UNF 1/2 x 50		6
920.000.732	SEAL 59.13 x 37.85 x 10	H20	1
033.182.010	H20 STUB 254 40SQ		1

033.711.010	AH 20SF 5/107.95 HT HOLDEN	39MM ROUND	500KG
033.181.010	H20 STUB 254 39RD		1
920.001.895	SEAL 59.13 x 37.85 x 9.53	H20 H/DUTY SEAL TCU STYLE™	1
920.000.795	H20 BEARING 67048/10 UBC	(31.75 x 59.131 x 15.875) *TA04190*	1
920.000.794	H20 BEARING 11949/10 UBC	(19.05 x 45.237 x 15.494) *TA04188*	1
920.001.113	NUT SLOTTED UNF 3/4 GR 4.6	T/S H20 & H25	1
033.711.050	DUST CAP HD20 SCREW IN M/C		1
920.000.953	PIN SPLIT M4 x 40 ZINC		1
920.001.437	3/4 WASHER FLAT BRIGHT 38mm OD	H20 & H25	1
170.041.010	WHEEL NUT UNF 7/16	TAPER 60 DEG	5
170.042.010	WHEEL STUD UNF 7/16 x 44		5
034.174.010	HD20 HUB M/C & DRILLED	MULTI FIT 5/107.95 & 5/114.3	1

033.711.010	AH 20-HD 5/107.95 HT HOLDEN	39MM ROUND	500KG
033.181.010	H20 STUB 254 39RD		1
920.001.895	SEAL 59.13 x 37.85 x 9.53	H20 H/DUTY SEAL TCU STYLE™	1
920.000.795	H20 BEARING 67048/10 UBC	(31.75 x 59.131 x 15.875) *TA04190*	1
920.000.794	H20 BEARING 11949/10 UBC	(19.05 x 45.237 x 15.494) *TA04188*	1
920.001.113	NUT SLOTTED UNF 3/4 GR 4.6	T/S H20 & H25	1
033.711.050	DUST CAP HD20 SCREW IN M/C		1
920.000.953	PIN SPLIT M4 x 40 ZINC		1
920.001.437	3/4 WASHER FLAT BRIGHT 38mm OD	H20 & H25	1
170.041.010	WHEEL NUT UNF 7/16	TAPER 60 DEG	5
170.042.010	WHEEL STUD UNF 7/16 x 44		5
034.174.010	HD20 HUB M/C & DRILLED	MULTI FIT 5/107.95 & 5/114.3	1

033.746.010	AH 20-HD 5/114.3 FORD	39MM ROUND	500KG
033.181.010	H20 STUB 254 39RD		1

PART NUMBER	ITEM	DESCRIPTION	QUANTITY
920.001.895	SEAL 59.13 x 37.85 x 9.53	H20 H/DUTY SEAL TCU STYLE""	1
920.000.795	H20 BEARING 67048/10 UBC	(31.75 x 59.131 x 15.875) *TA04190*	1
920.000.794	H20 BEARING 11949/10 UBC	(19.05 x 45.237 x 15.494) *TA04188*	1
920.001.113	NUT SLOTTED UNF 3/4 GR 4.6	T/S H20 & H25	1
033.711.050	DUST CAP HD20 SCREW IN M/C		1
920.000.953	PIN SPLIT M4 x 40 ZINC		1
920.001.437	3/4 WASHER FLAT BRIGHT 38mm OD	H20 & H25	1
170.044.010	WHEEL NUT UNF 1/2	TAPER 60 DEG	5
170.044.010	WHEEL STUD UNF 1/2 x 50		5
034.174.010	HD20 HUB M/C & DRILLED	MULTI FIT 5/107.95 & 5/114.3	1

033.229.010	AH 25 5/107.95 HT HOLDEN	45MM ROUND	625KG
920.001.354	DUST CAP 45.2 DIA PRESS IN	H20 & H25 1.78	1
920.000.953	PIN SPLIT M4 x 40 ZINC		1
920.001.113	NUT SLOTTED UNF 3/4 GR 4.6	T/S H20 & H25	1
920.001.437	3/4 WASHER FLAT BRIGHT 38mm OD	H20 & H25	1
920.000.805	H25 BEARING 68149/10 UBC	(35 x 59.131 x 15.875) *TA04187*	1
920.000.804	H25 BEARING 68149/10 UBC	(22 x 45.237 x 15.494) *TA04189*	1
033.192.010	H20 HUB M/C DRILLED & STUDDDED	5/107.91 150mm	1
920.000.730	SEAL 59.13 x 41.27 x 9.8	H25	1
033.224.010	H25 STUB 315 45RD		1

033.225.010	AH 25 5/120.7 HQ HOLDEN	45MM ROUND	625KG
033.224.010	H25 STUB 315 45RD		1
920.000.730	SEAL 59.13 x 41.27 x 9.8	H25	1
170.053.010	WHEEL STUD UNF 1/2 x 50		5
170.044.010	WHEEL NUT UNF 1/2	TAPER 60 DEG	5
033.187.010	H20 HUB M/C BLANK 150mm		1
920.000.804	H25 BEARING 12749/10 UBC	(22 x 45.237 x 15.494) *TA04189*	1
920.000.805	H25 BEARING 68149/10 UBC	(35 x 59.131 x 15.875) *TA04187*	1
920.001.437	3/4 WASHER FLAT BRIGHT 38mm OD	H20 & H25	1
920.001.113	NUT SLOTTED UNF 3/4 GR 4.6	T/S H20 & H25	1
920.000.953	PIN SPLIT M4 x 40 ZINC		1
920.001.354	DUST CAP 45.2 DIA PRESS IN	H20 & H25 1.78	1

033.228.010	AH 25 5/114.3 FORD	45MM ROUND	625KG
920.001.354	DUST CAP 45.2 DIA PRESS IN	H20 & H25 1.78	1
920.000.953	PIN SPLIT M4 x 40 ZINC		1

HUB & STUB ASSEMBLY PARTS BREAKDOWN

PART NUMBER	ITEM	DESCRIPTION	QUANTITY
920.001.113	NUT SLOTTED UNF 3/4 GR 4.6	T/S H20 & H25	1
920.001.437	3/4 WASHER FLAT BRIGHT 38mm OD	H20 & H25	1
920.000.805	H25 BEARING 68149/10 UBC	(35 x 59.131 x 15.875) *TA04187*	1
920.000.804	H25 BEARING 12749/10 UBC	(22 x 45.237 x 15.494) *TA04189*	1
033.191.010	H20 HUB DRILL/STUD 150mm FORD		1
920.000.730	SEAL 59.13 x 41.27 x 9.8	H25	1
033.224.010	H25 STUB 315 45RD		1

033.230.010	AH 25 5/107.95 HT HOLDEN	45MM SQUARE	625KG
920.001.354	DUST CAP 45.2 DIA PRESS IN	H20 & H25 1.78	1
920.000.953	PIN SPLIT M4 x 40 ZINC		1
920.001.113	NUT SLOTTED UNF 3/4 GR 4.6	T/S H20 & H25	1
920.001.437	3/4 WASHER FLAT BRIGHT 38mm OD	H20 & H25	1
920.000.805	H25 BEARING 68149/10 UBC	(35 x 59.131 x 15.875) *TA04187*	1
920.000.804	H25 BEARING 12749/10 UBC	(22 x 45.237 x 15.494) *TA04189*	1
033.192.010	H20 HUB M/C DRILLED & STUDED	5/107.91 150mm	1
170.041.010	WHEEL NUT UNF 7/16	TAPER 60 DEG	5
920.000.730	SEAL 59.13 x 41.27 x 9.8	H25	1
033.087.010	H25 STUB 315 45SQ		1

033.226.010	AH 25 5/120.7 HQ HOLDEN	45MM SQUARE	625KG
920.001.354	DUST CAP 45.2 DIA PRESS IN	H20 & H25 1.78	1
920.000.953	PIN SPLIT M4 x 40 ZINC		1
920.001.113	NUT SLOTTED UNF 3/4 GR 4.6	T/S H20 & H25	1
920.001.437	3/4 WASHER FLAT BRIGHT 38mm OD	H20 & H25	1
920.000.805	H25 BEARING 68149/10 UBC	(35 x 59.131 x 15.875) *TA04187*	1
920.000.804	H25 BEARING 12749/10 UBC	(22 x 45.237 x 15.494) *TA04189*	1
033.193.010	H20 HUB M/C DRILLED & STUDED	5/120.65 150mm	1
920.000.730	SEAL 59.13 x 41.27 x 9.8		1
033.087.010	H25 STUB 315 45SQ	H25	1

033.227.010	AH 25 5/114.3 FORD	45MM SQUARE	625KG
033.087.010	H25 STUB 315 45SQ		1
920.000.730	SEAL 59.13 x 41.27 x 9.8	H25	1
170.053.010	WHEEL STUD UNF 1/2 x 50		5
170.044.010	WHEEL NUT UNF 1/2	TAPER 60 DEG	5
033.187.010	H20 HUB M/C BLANK 150mm		1
920.000.804	H25 BEARING 12749/10 UBC	(22 x 45.237 x 15.494) *TA04189*	1

PART NUMBER	ITEM	DESCRIPTION	QUANTITY
920.000.805	H25 BEARING 68149/10 UBC	(35 x 59.131 x 15.875) *TA04187*	1
920.001.437	3/4 WASHER FLAT BRIGHT 38mm OD	H20 & H25	1
920.001.113	NUT SLOTTED UNF 3/4 GR 4.6	T/S H20 & H25	1
920.000.953	PIN SPLIT M4 x 40 ZINC		1
920.001.354	DUST CAP 45.2 DIA PRESS IN	H20 & H25 1.78	1

033.232.010	AH 25WF 6/139.7 TOYOTA	45MM ROUND	625KG
920.001.354	DUST CAP 45.2 DIA PRESS IN	H20 & H25 1.78	1
920.000.953	PIN SPLIT M4 x 40 ZINC		1
920.001.113	NUT SLOTTED UNF 3/4 GR 4.6	T/S H20 & H25	1
920.001.437	3/4 WASHER FLAT BRIGHT 38mm OD	H20 & H25	1
920.000.805	H25 BEARING 68149/10 UBC	(35 x 59.131 x 15.875) *TA04187*	1
920.000.804	H25 BEARING 12749/10 UBC	(22 x 45.237 x 15.494) *TA04189*	1
033.188.010	H20 HUB M/C BLANK 190mm		1
920.000.730	SEAL 59.13 x 41.27 x 9.8	H25	1
033.224.010	H25 STUB 315 45RD		1

033.231.010	AH 25WF 6/139.7 TOYOTA	45MM SQUARE	625KG
920.001.354	DUST CAP 45.2 DIA PRESS IN	H20 & H25 1.78	1
920.000.953	PIN SPLIT M4 x 40 ZINC		1
920.001.113	NUT SLOTTED UNF 3/4 GR 4.6	T/S H20 & H25	1
920.001.437	3/4 WASHER FLAT BRIGHT 38mm OD	H20 & H25	1
920.000.805	H25 BEARING 68149/10 UBC	(35 x 59.131 x 15.875) *TA04187*	1
920.000.804	H25 BEARING 12749/10 UBC	(22 x 45.237 x 15.494) *TA04189*	1
033.188.010	H20 HUB M/C BLANK 190mm		1
920.000.730	SEAL 59.13 x 41.27 x 9.8	H25	1
033.087.010	H25 STUB 315 45SQ		1
170.044.010	WHEEL NUT UNF 1/2	TAPER 60 DEG	6
170.053.010	WHEEL STUD UNF 1/2 x 50		6

033.290.010	AH 30 5/107.95 HT HOLDEN	45MM ROUND	750KG
033.016.030	H30 STUB 351 45RD		1
920.000.696	SEAL 73.02 x 41.25 x 10	H30	1
920.000.793	H30 BEARING 30207 ZWZ	(35 x 72 x 18.25) **USE TA04176**	1
920.000.791	H30 BEARING 30205 ZWZ	(25 x 52 x 16.25) **USE TA04174**	1
920.001.070	DUST CAP 2 1/16" PRESS IN	H30	1
920.000.953	PIN SPLIT M4 x 40 ZINC		1
920.001.109	NUT SLOTTED UNF 7/8 GR 4.6 BLK	T/S H30	1

HUB & STUB ASSEMBLY PARTS BREAKDOWN

PART NUMBER	ITEM	DESCRIPTION	QUANTITY
920.001.438	BRIGHT M5 WASHER ZP	7/8 WASHER FLAT BRIGHT H30	1
170.042.010	WHEEL STUD UNF 7/16 x 44		5
170.041.010	WHEEL NUT UNF 7/16	TAPER 60 DEG	5
033.016.040	H30 HUB M/C		1

033.292.010	AH 30 5/120.7 HQ HOLDEN	45MM ROUND	750KG
033.016.030	H30 STUB 351 45RD		1
920.000.696	SEAL 73.02 x 41.25 x 10	H30	1
920.000.793	H30 BEARING 30207 ZWZ	(35 x 72 x 18.25) **USE TA04176**	1
920.000.791	H30 BEARING 30205 ZWZ	(25 x 52 x 16.25) **USE TA04174**	1
920.001.070	DUST CAP 2 1/16" PRESS IN	H30	1
920.000.953	PIN SPLIT M4 x 40 ZINC		1
920.001.109	NUT SLOTTED UNF 7/8 GR 4.6 BLK	T/S H30	1
920.001.438	BRIGHT M5 WASHER ZP	7/8 WASHER FLAT BRIGHT H30	1
170.044.010	WHEEL NUT UNF 1/2	TAPER 60 DEG	5
170.053.010	WHEEL STUD UNF 1/2 x 50		5
033.016.040	H30 HUB M/C		1

033.294.010	AH 30 5/114.3 FORD	45MM ROUND	750KG
033.016.030	H30 STUB 351 45RD		1
920.000.696	SEAL 73.02 x 41.25 x 10	H30	1
920.000.793	H30 BEARING 30207 ZWZ	(35 x 72 x 18.25) **USE TA04176**	1
920.000.791	H30 BEARING 30205 ZWZ	(25 x 52 x 16.25) **USE TA04174**	1
920.001.070	DUST CAP 2 1/16" PRESS IN	H30	1
920.000.953	PIN SPLIT M4 x 40 ZINC		1
920.001.109	NUT SLOTTED UNF 7/8 GR 4.6 BLK	T/S H30	1
920.001.438	BRIGHT M5 WASHER ZP	7/8 WASHER FLAT BRIGHT H30	1
033.016.040	H30 HUB M/C		1
170.044.010	WHEEL NUT UNF 1/2	TAPER 60 DEG	5
170.053.010	WHEEL STUD UNF 1/2 x 50		5

033.298.010	AH 30 6/139.7	45MM ROUND	750KG
033.016.030	H30 STUB 351 45RD		1
920.000.696	SEAL 73.02 x 41.25 x 10	H30	1
920.000.793	H30 BEARING 30207 ZWZ	(35 x 72 x 18.25) **USE TA04176**	1
920.000.791	H30 BEARING 30205 ZWZ	(25 x 52 x 16.25) **USE TA04174**	1
920.001.070	DUST CAP 2 1/16" PRESS IN	H30	1
920.000.953	PIN SPLIT M4 x 40 ZINC		1

PART NUMBER	ITEM	DESCRIPTION	QUANTITY
920.001.109	NUT SLOTTED UNF 7/8 GR 4.6 BLK	T/S H30	1
920.001.438	BRIGHT M5 WASHER ZP	7/8 WASHER FLAT BRIGHT H30	1
170.053.010	WHEEL STUD UNF 1/2 x 50		6
170.044.010	WHEEL NUT UNF 1/2	TAPER 60 DEG	6
033.016.040	H30 HUB M/C		1

033.291.010	AH 30 5/107.95 HT HOLDEN	45MM SQUARE	750KG
033.300.010	H30 STUB 324 45SQ		1
920.000.696	SEAL 73.02 x 41.25 x 10	H30	1
920.000.793	H30 BEARING 30207 ZWZ	(35 x 72 x 18.25) **USE TA04176**	1
920.000.791	H30 BEARING 30205 ZWZ	(25 x 52 x 16.25) **USE TA04174**	1
920.001.070	DUST CAP 2 1/16" PRESS IN	H30	1
920.000.953	PIN SPLIT M4 x 40 ZINC		1
920.001.109	NUT SLOTTED UNF 7/8 GR 4.6 BLK	T/S H30	1
920.001.438	BRIGHT M5 WASHER ZP	7/8 WASHER FLAT BRIGHT H30	1
170.042.010	WHEEL STUD UNF 7/16 x 44		5
170.041.010	WHEEL NUT UNF 7/16	TAPER 60 DEG	5
033.016.040	H30 HUB M/C		1

033.293.010	AH 30 5/120.7 HQ HOLDEN	45MM SQUARE	750KG
033.300.010	H30 STUB 324 45SQ		1
920.000.696	SEAL 73.02 x 41.25 x 10	H30	1
920.000.793	H30 BEARING 30207 ZWZ	(35 x 72 x 18.25) **USE TA04176**	1
920.000.791	H30 BEARING 30205 ZWZ	(25 x 52 x 16.25) **USE TA04174**	1
920.001.070	DUST CAP 2 1/16" PRESS IN	H30	1
920.000.953	PIN SPLIT M4 x 40 ZINC		1
920.001.109	NUT SLOTTED UNF 7/8 GR 4.6 BLK	T/S H30	1
920.001.438	BRIGHT M5 WASHER ZP	7/8 WASHER FLAT BRIGHT H30	1
170.053.010	WHEEL STUD UNF 1/2 x 50		5
170.044.010	WHEEL NUT UNF 1/2	TAPER 60 DEG	5
033.016.040	H30 HUB M/C		1

033.295.010	AH 30 5/114.3 FORD	45MM SQUARE	750KG
033.300.010	H30 STUB 324 45SQ		1
920.000.696	SEAL 73.02 x 41.25 x 10	H30	1
920.000.793	H30 BEARING 30207 ZWZ	(35 x 72 x 18.25) **USE TA04176**	1
920.000.791	H30 BEARING 30205 ZWZ	(25 x 52 x 16.25) **USE TA04174**	1
920.001.070	DUST CAP 2 1/16" PRESS IN	H30	1

HUB & STUB ASSEMBLY PARTS BREAKDOWN

PART NUMBER	ITEM	DESCRIPTION	QUANTITY
920.000.953	PIN SPLIT M4 x 40 ZINC		1
920.001.109	NUT SLOTTED UNF 7/8 GR 4.6 BLK	T/S H30	1
920.001.438	BRIGHT M5 WASHER ZP	7/8 WASHER FLAT BRIGHT H30	1
033.295.020	H30 HUB M/C DRILLED & STUDDED	5/114.3 1/2" STUDS	1

033.299.010	AH 30 6/139.7 TOYOTA	45MM SQUARE	750KG
033.300.010	H30 STUB 324 45SQ		1
920.000.696	SEAL 73.02 x 41.25 x 10	H30	1
920.000.793	H30 BEARING 30207 ZWZ	(35 x 72 x 18.25) **USE TA04176**	1
920.000.791	H30 BEARING 30205 ZWZ	(25 x 52 x 16.25) **USE TA04174**	1
920.001.070	DUST CAP 2 1/16" PRESS IN	H30	1
920.000.953	PIN SPLIT M4 x 40 ZINC		1
920.001.109	NUT SLOTTED UNF 7/8 GR 4.6 BLK	T/S H30	1
920.001.438	BRIGHT M5 WASHER ZP	7/8 WASHER FLAT BRIGHT H30	1
170.053.010	WHEEL STUD UNF 1/2 x 50		6
170.044.010	WHEEL NUT UNF 1/2	TAPER 60 DEG	6
033.016.040	H30 HUB M/C		1

033.288.010	AH 40 6/152.4 USA TRACTOR	50MM ROUND	1,000KG
033.278.010	H40 STUB 366 50RD		1
920.000.698	SEAL 81.03 x 46 x 10	H40	1
920.000.768	H40/60 SERIES BEARING 30208 ZWZ	(40 x 80 x 19.75) **USE TA04177**	1
920.000.792	H40/H50 BEARING 30206 ZWZ	(30 x 62 x 17.25) **USE TA04175**	1
920.001.121	DUST CAP 2 1/2" PRESS IN	H40 & OLD H50	1
920.000.958	PIN SPLIT M5 x 50 ZINC		1
920.000.921	NUT SLOTTED UNF 1" GR 4.6 BLK"	T/S H40 (12 TPI)	1
920.001.439	1" WASHER FLAT BRIGHT	H40	1
170.053.010	WHEEL STUD UNF 1/2 x 50		6
170.044.010	WHEEL NUT UNF 1/2	TAPER 60 DEG	6
033.281.010	H40 HUB M/C BLANK		1

033.239.010	AH 40 6/152.4 USA TRACTOR	50MM SQUARE	1,000KG
033.279.010	H40 STUB 366 50SQ		1
920.000.698	SEAL 81.03 x 46 x 10	H40	1
920.000.768	H40/60 SERIES BEARING 30208 ZWZ	(40 x 80 x 19.75) **USE TA04177**	1
920.000.792	H40/H50 BEARING 30206 ZWZ	(30 x 62 x 17.25) **USE TA04175**	1
920.001.121	DUST CAP 2 1/2" PRESS IN	H40 & OLD H50	1
920.000.958	PIN SPLIT M5 x 50 ZINC		1

PART NUMBER	ITEM	DESCRIPTION	QUANTITY
920.000.921	NUT SLOTTED UNF 1" GR 4.6 BLK"	T/S H40 (12 TPI)	1
920.001.439	1" WASHER FLAT BRIGHT	H40	1
170.044.010	WHEEL NUT UNF 1/2	TAPER 60 DEG	6
170.053.010	WHEEL STUD UNF 1/2 x 50		6
033.281.020	H40 HUB M/C & DRILLED 6/139.7		1

033.283.010	AH 40 6/139.7 TOYOTA	50MM ROUND	1,000KG
033.281.020	H40 HUB M/C & DRILLED 6/139.7		1
170.053.010	WHEEL STUD UNF 1/2 x 50		6
170.044.010	WHEEL NUT UNF 1/2	TAPER 60 DEG	6
920.001.439	1" WASHER FLAT BRIGHT	H40	1
920.000.921	NUT SLOTTED UNF 1" GR 4.6 BLK"	T/S H40 (12 TPI)	1
920.000.958	PIN SPLIT M5 x 50 ZINC		1
920.001.121	DUST CAP 2 1/2" PRESS IN	H40 & OLD H50	1
TA04175	H40/H50 BEARING 30206 SKF	(30 x 62 x 17.25)	1
TA04177	H40/60 SERIES BEARING 30208 SKF	(40 x 80 x 19.75)	1
920.000.698	SEAL 81.03 x 46 x 10	H40	1
033.278.010	H40 STUB 366 50RD		1

033.282.010	AH 40 6/139.7 TOYOTA	50MM SQUARE	1,000KG
033.279.010	H40 STUB 366 50SQ		1
920.000.698	SEAL 81.03 x 46 x 10	H40	1
TA04177	H40/60 SERIES BEARING 30208 SKF	(40 x 80 x 19.75)	1
TA04175	H40/H50 BEARING 30206 SKF	(30 x 62 x 17.25)	1
920.001.121	DUST CAP 2 1/2" PRESS IN	H40 & OLD H50	1
920.000.958	PIN SPLIT M5 x 50 ZINC		1
920.000.921	NUT SLOTTED UNF 1" GR 4.6 BLK"	T/S H40 (12 TPI)	1
920.001.439	1" WASHER FLAT BRIGHT	H40	1
170.044.010	WHEEL NUT UNF 1/2	TAPER 60 DEG	6
170.053.010	WHEEL STUD UNF 1/2 x 50		6
033.281.020	H40 HUB M/C & DRILLED 6/139.7		1

033.684.010	AH 40 5/150 TOYOTA	50MM SQUARE	1,000KG
033.279.010	H40 STUB 366 50SQ		1
920.000.698	SEAL 81.03 x 46 x 10	H40	1
920.000.768	H40/60 SERIES BEARING 30208 ZWZ	(40 x 80 x 19.75) **USE TA04177**	1
920.000.792	H40/H50 BEARING 30206 ZWZ	(30 x 62 x 17.25) **USE TA04175**	1
920.001.121	DUST CAP 2 1/2" PRESS IN	H40 & OLD H50	1

HUB & STUB ASSEMBLY PARTS BREAKDOWN

PART NUMBER	ITEM	DESCRIPTION	QUANTITY
920.000.958	PIN SPLIT M5 x 50 ZINC		1
920.000.921	NUT SLOTTED UNF 1" GR 4.6 BLK"	T/S H40 (12 TPI)	1
920.001.439	1" WASHER FLAT BRIGHT	H40	1
920.001.888	WHEEL STUD M14 x 1.5 x 59		5
033.281.010	H40 HUB M/C BLANK		1
170.099.010	WHEEL NUT M14 x 1.5	TAPER 60 DEG	5

033.275.010	AH 50 6/152.4 USA TRACTOR	56MM ROUND	1,600KG
033.767.070	HD50 SERIES STUB 407 56RD		1
920.000.699	SEAL 85 x 54 x 10	H50	1
920.000.767	H50 BEARING 30209 ZWZ	(45 x 85 x 20.75) **USE TA04178**	1
920.000.792	H40/H50 BEARING 30206 ZWZ	(30 x 62 x 17.25) **USE TA04175**	1
170.090.010	NUT SLOTTED M27 x 2.0		1
033.767.060	DUST CAP H50 & HD50 BOLT ON	M/C (3 SCREW)	1
920.000.958	PIN SPLIT M5 x 50 ZINC		1
920.001.910	M6 x 30 SHCS	T/S H50 & HD50 SERIES	3
920.001.909	M6 WASHER LOCK RIB ZINC		3
920.001.440	11/8 WASHER FLAT BRIGHT	H50	1
170.044.010	WHEEL NUT UNF 1/2	TAPER 60 DEG	6
170.053.010	WHEEL STUD UNF 1/2 x 50		6
033.767.030	HD50 HUB M/C BOLT ON	CAP STYLE 7.5 OD FLANGE"	1

033.274.010	AH 50 6/152.4 USA TRACTOR	63MM SQUARE	1,600KG
033.767.030	HD50 HUB M/C BOLT ON	CAP STYLE 7.5 OD FLANGE"	1
170.053.010	WHEEL STUD UNF 1/2 x 50		6
170.044.010	WHEEL NUT UNF 1/2	TAPER 60 DEG	6
920.001.440	1 1/8 WASHER FLAT BRIGHT	H50	1
920.001.909	M6 WASHER LOCK RIB ZINC		3
920.001.910	M6 x 30 SHCS	T/S H50 & HD50 SERIES	3
920.000.958	PIN SPLIT M5 x 50 ZINC		1
033.767.060	DUST CAP H50 & HD50 BOLT ON	M/C (3 SCREW)	1
170.090.010	NUT SLOTTED M27 x 2.0		1
920.000.792	H40/H50 BEARING 30206 ZWZ	(30 x 62 x 17.25) **USE TA04175**	1
920.000.767	H50 BEARING 30209 ZWZ	(45 x 85 x 20.75) **USE TA04178**	1
920.000.699	SEAL 85 x 54 x 10	H50	1
033.824.020	H50 STUB 407 63SQ	BOLT ON CAP MODEL	1

PART NUMBER	ITEM	DESCRIPTION	QUANTITY
033.427.010	AH 50 6/152.4 USA TRACTOR	63MM SQUARE	1,600KG
033.824.020	H50 STUB 407 63SQ	BOLT ON CAP MODEL	1
920.000.699	SEAL 85 x 54 x 10	H50	1
920.000.767	H50 BEARING 30209 ZWZ	(45 x 85 x 20.75) **USE TA04178**	1
920.000.792	H40/H50 BEARING 30206 ZWZ	(30 x 62 x 17.25) **USE TA04175**	1
170.090.010	NUT SLOTTED M27 x 2.0		1
033.767.060	DUST CAP H50 & HD50 BOLT ON	M/C (3 SCREW)	1
920.000.958	PIN SPLIT M5 x 50 ZINC		1
920.001.910	M6 x 30 SHCS	T/S H50 & HD50 SERIES	3
920.001.909	M6 WASHER LOCK RIB ZINC		3
920.001.440	1 1/8 WASHER FLAT BRIGHT	H50	1
170.045.010	WHEEL NUT UNF 9/16	TAPER 90 DEG	6
170.043.010	WHEEL STUD UNF 9/16 x 51		6
033.427.020	H50 HUB M/C & DRILLED 6/152.4		1

033.767.070	AH 50 6/139.7 TOYOTA	56MM ROUND	1,600KG
920.000.183	BAR ROUND 56 1045 BLACK		0.42857
033.767.040	HD50 HUB M/C & DRILLED 6/139.7	BOLT ON CAP STYLE	1
170.053.010	WHEEL STUD UNF 1/2 x 50		6
170.044.010	WHEEL NUT UNF 1/2	TAPER 60 DEG	6
920.001.440	1 1/8 WASHER FLAT BRIGHT	H50	1
920.001.909	M6 WASHER LOCK RIB ZINC		3
920.001.910	M6 x 30 SHCS	T/S H50 & HD50 SERIES	3
920.000.958	PIN SPLIT M5 x 50 ZINC		1
033.767.060	DUST CAP H50 & HD50 BOLT ON	M/C (3 SCREW)	1
170.090.010	NUT SLOTTED M27 x 2.0		1
920.000.792	H40/H50 BEARING 30206 ZWZ	(30 x 62 x 17.25) **USE TA04175**	1
920.000.767	H50 BEARING 30209 ZWZ	(45 x 85 x 20.75) **USE TA04178**	1
920.000.699	SEAL 85 x 54 x 10	H50	1

033.824.010	AH 50 6/139.7 TOYOTA	63MM SQUARE	1,600KG
033.767.040	HD50 HUB M/C & DRILLED 6/139.7	BOLT ON CAP STYLE	1
170.053.010	WHEEL STUD UNF 1/2 x 50		6
170.044.010	WHEEL NUT UNF 1/2	TAPER 60 DEG	6
920.001.440	1 1/8 WASHER FLAT BRIGHT	H50	1
920.001.909	M6 WASHER LOCK RIB ZINC		3
920.001.910	M6 x 30 SHCS	T/S H50 & HD50 SERIES	3
920.000.958	PIN SPLIT M5 x 50 ZINC		1

HUB & STUB ASSEMBLY PARTS BREAKDOWN

PART NUMBER	ITEM	DESCRIPTION	QUANTITY
033.767.060	DUST CAP H50 & HD50 BOLT ON	M/C (3 SCREW)	1
170.090.010	NUT SLOTTED M27 x 2.0		1
920.000.792	H40/H50 BEARING 30206 ZWZ	(30 x 62 x 17.25) **USE TA04175**	1
920.000.767	H50 BEARING 30209 ZWZ	(45 x 85 x 20.75) **USE TA04178**	1
920.000.699	SEAL 85 x 54 x 10	H50	1
033.824.020	H50 STUB 407 63SQ	BOLT ON CAP MODEL	1

034.485.010	HD 50 6/205 BEDFORD	50MM SQUARE	1,800KG
034.485.020	HD50 SERIES STUB 338 50SQ		1
920.000.699	SEAL 85 x 54 x 10	H50	1
TA04325	HD50 BEARING 32209 SKF	(45 x 85 x 24.75)	1
TA04326	HD50 BEARING 32206 SKF	(45 x 85 x 24.75)	1
170.090.010	NUT SLOTTED M27 x 2.0		1
033.767.060	DUST CAP H50 & HD50 BOLT ON	M/C (3 SCREW)	1
920.000.958	PIN SPLIT M5 x 50 ZINC		1
920.001.910	M6 x 30 SHCS	T/S H50 & HD50 SERIES	3
920.001.909	M6 WASHER LOCK RIB ZINC		3
920.001.440	1 1/8 WASHER FLAT BRIGHT	H50	1
033.505.010	SEAL RING 50 SERIES FAD	45.5 x 54 x 13	1
170.057.010	WHEEL NUT M18 x 1.5	SPHERICAL R16	6
170.056.010	WHEEL STUD M18 x 1.5 x 65		6
033.766.040	HD50 HUB M/C & DRILLED 6/205	BOLT ON CAP STYLE	1

033.859.010	HD 50 6/139.7 TOYOTA	63MM SQUARE	2,000KG
033.859.020	HD50 STUB 410 63SQ	HD BOLT ON CAP	1
920.000.699	SEAL 85 x 54 x 10	H50	1
TA04325	HD50 BEARING 32209 SKF	(45 x 85 x 24.75)	1
TA04326	HD50 BEARING 32206 SKF	(30 x 62 x 21.25)	1
170.090.010	NUT SLOTTED M27 x 2.0		1
033.767.060	DUST CAP H50 & HD50 BOLT ON	M/C (3 SCREW)	1
920.000.958	PIN SPLIT M5 x 50 ZINC		1
920.001.910	M6 x 30 SHCS	T/S H50 & HD50 SERIES	3
920.001.909	M6 WASHER LOCK RIB ZINC		3
920.001.440	1 1/8 WASHER FLAT BRIGHT	H50	1
170.044.010	WHEEL NUT UNF 1/2	TAPER 60 DEG	6
170.053.010	WHEEL STUD UNF 1/2 x 50		6
033.767.040	HD50 HUB M/C & DRILLED 6/139.7	BOLT ON CAP STYLE	1

PART NUMBER	ITEM	DESCRIPTION	QUANTITY
033.412.010	60H-6 6/205 BEDFORD	65MM ROUND	2,500KG
920.000.185	BAR ROUND 65 1045 BLACK		0.4615
920.001.708	SEAL 100 x 70 x 12	60 SERIES	1
TA04180	60 SERIES BEARING 30211 SKF	(55 x 100 x 22.75)	1
TA04177	H40/60 SERIES BEARING 30208 SKF	(40 x 80 x 19.75)	1
033.261.050	DUST CAP 60 SERIES BOLT ON	M/C (3 SCREW)	1
920.000.956	PIN SPLIT M6 x 50 ZINC		1
920.001.706	M8 x 25 SHCS	T/S 60/110/150/H240 SERIES	3
920.001.887	M8 WASHER LOCK RIB ZINC		3
920.001.688	NUT SLOTTED M33 x 2	T/S 60 SERIES	1
920.001.707	WEAR RING 60 SERIES	T/S SEAL 100 x 70 x 12	1
033.261.070	SEAL RING 60 SERIES	57 x 70.5 x 75 x 16.5	1
170.057.010	WHEEL NUT M18 x 1.5	SPHERICAL R16	6
170.056.010	WHEEL STUD M18 x 1.5 x 65		6
033.261.030	60-6 HUB M/C & DRILLED 6/205		1

PART NUMBER	ITEM	DESCRIPTION	QUANTITY
033.261.010	60H-6 6/205 BEDFORD	63MM SQUARE	2,500KG
033.261.060	60 SERIES STUB 438 63SQ	60 SERIES	1
920.001.708	SEAL 100 x 70 x 12	60 SERIES	1
TA04180	60 SERIES BEARING 30211 SKF	(55 x 100 x 22.75)	1
TA04177	H40/60 SERIES BEARING 30208 SKF	(40 x 80 x 19.75)	1
033.261.050	DUST CAP 60 SERIES BOLT ON	M/C (3 SCREW)	1
920.000.956	PIN SPLIT M6 x 50 ZINC		1
920.001.706	M8 x 25 SHCS	T/S 60/110/150/H240 SERIES	3
920.001.887	M8 WASHER LOCK RIB ZINC		3
920.001.688	NUT SLOTTED M33 x 2	T/S 60 SERIES	1
920.001.707	WEAR RING 60 SERIES	T/S SEAL 100 x 70 x 12	1
033.261.070	SEAL RING 60 SERIES	57 x 70.5 x 75 x 16.5	1
170.057.010	WHEEL NUT M18 x 1.5	SPHERICAL R16	6
170.056.010	WHEEL STUD M18 x 1.5 x 65		6
033.261.030	60-6 HUB M/C & DRILLED 6/205		1

PART NUMBER	ITEM	DESCRIPTION	QUANTITY
033.158.010	75H-6 6/205 BEDFORD	75MM ROUND	3,500KG
033.169.030	70 SERIES STUB 456 75RD		1
920.000.765	SEAL 125 x 90 x 12	70 & 80 SERIES	1
TA04185	70/100 SERIES BEARING 32213 SKF	(65 x 120 x 32.75)	1
TA04184	70 SERIES BEARING 32210 SKF	(50 x 90 x 24.75)	1
033.131.040	DUST CAP 70/80 SERIES BOLT ON	M/C (3 SCREW)	1

HUB & STUB ASSEMBLY PARTS BREAKDOWN

PART NUMBER	ITEM	DESCRIPTION	QUANTITY
920.000.972	PIN SPLIT M6 x 60 ZINC		1
920.000.893	M8 x 30 SHCS	T/S 70 & 80 SERIES	3
920.001.887	M8 WASHER LOCK RIB ZINC		3
920.001.565	NUT SLOTTED M39 x 2	T/S 75 & 80 SERIES	1
920.001.317	WEAR RING 70 & 80 SERIES	T/S SEAL 125 x 90 x 12	1
033.131.030	70-6 HUB M/C & DRILLED 6/205		1
170.057.010	WHEEL NUT M18 x 1.5	SPHERICAL R16	6
170.056.010	WHEEL STUD M18 x 1.5 x 65		6
033.158.030	SEAL RING 70 SERIES	67 x 90.5 x 95 x 16	1

034.406.010	75H-6 6/205 BEDFORD	75MM SQUARE	3,500KG
920.000.765	SEAL 125 x 90 x 12	70 & 80 SERIES	1
TA04185	70/100 SERIES BEARING 32213 SKF	(65 x 120 x 32.75)	1
TA04184	70 SERIES BEARING 32210 SKF	(50 x 90 x 24.75)	1
033.131.040	DUST CAP 70/80 SERIES BOLT ON	M/C (3 SCREW)	1
920.000.972	PIN SPLIT M6 x 60 ZINC		1
920.000.893	M8 x 30 SHCS	T/S 70 & 80 SERIES	3
920.001.887	M8 WASHER LOCK RIB ZINC		3
920.001.565	NUT SLOTTED M39 x 2	T/S 75 & 80 SERIES	1
920.001.317	WEAR RING 70 & 80 SERIES	T/S SEAL 125 x 90 x 12	1
033.158.030	SEAL RING 70 SERIES	67 x 90.5 x 95 x 16	1
170.057.010	WHEEL NUT M18 x 1.5	SPHERICAL R16	6
170.056.010	WHEEL STUD M18 x 1.5 x 65		6
033.131.030	70-6 HUB M/C & DRILLED 6/205		1
920.000.153	BILLET 75 x 75 1045		0.47

033.169.010	75H-8 8/275 BEDFORD	75MM ROUND	3,500KG
033.169.030	70 SERIES STUB 456 75RD		1
920.000.765	SEAL 125 x 90 x 12	70 & 80 SERIES	1
920.000.803	70/100 SERIES BEARING 32213 ZWZ	(65 x 120 x 32.75) **USE TA04185**	1
920.000.802	70 SERIES BEARING 32210 ZWZ	(50 x 90 x 24.75) **USE TA04184**	1
033.131.040	DUST CAP 70/80 SERIES BOLT ON	M/C (3 SCREW)	1
920.000.972	PIN SPLIT M6 x 60 ZINC		1
920.000.893	M8 x 30 SHCS	T/S 70 & 80 SERIES	3
920.001.887	M8 WASHER LOCK RIB ZINC		3
920.001.565	NUT SLOTTED M39 x 2	T/S 75 & 80 SERIES	1
920.001.317	WEAR RING 70 & 80 SERIES	T/S SEAL 125 x 90 x 12	1
033.158.030	SEAL RING 70 SERIES	67 x 90.5 x 95 x 16	1

PART NUMBER	ITEM	DESCRIPTION	QUANTITY
170.057.010	WHEEL NUT M18 x 1.5	SPHERICAL R16	8
170.056.010	WHEEL STUD M18 x 1.5 x 65		8
033.169.020	70-8 HUB M/C & DRILLED 8/275		1

033.413.010	80-6 6/205 BEDFORD	80MM ROUND	4,000KG
033.413.030	80-6 HUB M/C & DRILLED 6/205		1
170.056.010	WHEEL STUD M18 x 1.5 x 65		6
170.057.010	WHEEL NUT M18 x 1.5	SPHERICAL R16	6
033.260.070	SEAL RING 80 SERIES	70.5 x 90.5 x 95 x 16.5	1
920.001.317	WEAR RING 70 & 80 SERIES	T/S SEAL 125 x 90 x 12	1
920.001.565	NUT SLOTTED M39 x 2	T/S 75 & 80 SERIES	1
920.001.887	M8 WASHER LOCK RIB ZINC		3
920.000.893	M8 x 30 SHCS	T/S 70 & 80 SERIES	3
920.000.972	PIN SPLIT M6 x 60 ZINC		1
033.131.040	DUST CAP 70/80 SERIES BOLT ON	M/C (3 SCREW)	1
TA04179	80 SERIES BEARING 30210 SKF	(50 x 90 x 21.75)	1
TA04181	80 SERIES BEARING 30214 SKF	(70 x 125 x 26.25)	1
920.000.765	SEAL 125 x 90 x 12	70 & 80 SERIES	1
033.260.060	80 SERIES STUB 505 80RD		1

033.811.010	80-6 6/205 BEDFORD	80MM SQUARE	4,000KG
033.403.020	80 SERIES STUB 505 80SQ		1
920.000.765	SEAL 125 x 90 x 12	70 & 80 SERIES	1
TA04181	80 SERIES BEARING 30214 SKF	(70 x 125 x 26.25)	1
TA04179	80 SERIES BEARING 30210 SKF	(50 x 90 x 21.75)	1
033.131.040	DUST CAP 70/80 SERIES BOLT ON	M/C (3 SCREW)	1
920.000.972	PIN SPLIT M6 x 60 ZINC		1
920.000.893	M8 x 30 SHCS	T/S 70 & 80 SERIES	3
920.001.887	M8 WASHER LOCK RIB ZINC		3
920.001.565	NUT SLOTTED M39 x 2	T/S 75 & 80 SERIES	1
920.001.317	WEAR RING 70 & 80 SERIES	T/S SEAL 125 x 90 x 12	1
033.260.070	SEAL RING 80 SERIES	70.5 x 90.5 x 95 x 16.5	1
170.057.010	WHEEL NUT M18 x 1.5	SPHERICAL R16	6
170.056.010	WHEEL STUD M18 x 1.5 x 65		6
033.413.030	80-6 HUB M/C & DRILLED 6/205		1

033.260.010	80-8 8/275 BEDFORD	80MM ROUND	4,000KG
033.260.030	80-8 HUB M/C & DRILLED 8/275		1

HUB & STUB ASSEMBLY PARTS BREAKDOWN

PART NUMBER	ITEM	DESCRIPTION	QUANTITY
170.056.010	WHEEL STUD M18 x 1.5 x 65		8
170.057.010	WHEEL NUT M18 x 1.5	SPHERICAL R16	8
033.260.070	SEAL RING 80 SERIES	70.5 x 90.5 x 95 x 16.5	1
920.001.317	WEAR RING 70 & 80 SERIES	T/S SEAL 125 x 90 x 12	1
920.001.565	NUT SLOTTED M39 x 2	T/S 75 & 80 SERIES	1
920.001.887	M8 WASHER LOCK RIB ZINC		3
920.000.893	M8 x 30 SHCS	T/S 70 & 80 SERIES	3
920.000.972	PIN SPLIT M6 x 60 ZINC		1
033.131.040	DUST CAP 70/80 SERIES BOLT ON	M/C (3 SCREW)	1
920.001.686	80 SERIES BEARING 30210 ZWZ	(50 x 90 x 21.75) **USE TA04179**	1
920.000.806	80 SERIES BEARING 30214 ZWZ	(70 x 125 x 26.25) **USE TA04181 **	1
920.000.765	SEAL 125 x 90 x 12	70 & 80 SERIES	1
033.260.060	80 SERIES STUB 505 80RD		1

033.403.010	80-8 8/275 BEDFORD	80MM SQUARE	4,000KG
033.403.020	80 SERIES STUB 505 80SQ		1
920.000.765	SEAL 125 x 90 x 12	70 & 80 SERIES	1
TA04181	80 SERIES BEARING 30214 SKF	(70 x 125 x 26.25)	1
TA04179	80 SERIES BEARING 30210 SKF	(50 x 90 x 21.75)	1
033.131.040	DUST CAP 70/80 SERIES BOLT ON	M/C (3 SCREW)	1
920.000.972	PIN SPLIT M6 x 60 ZINC		1
920.000.893	M8 x 30 SHCS	T/S 70 & 80 SERIES	3
920.001.887	M8 WASHER LOCK RIB ZINC		3
920.001.565	NUT SLOTTED M39 x 2	T/S 75 & 80 SERIES	1
920.001.317	WEAR RING 70 & 80 SERIES	T/S SEAL 125 x 90 x 12	1
033.260.070	SEAL RING 80 SERIES	70.5 x 90.5 x 95 x 16.5	1
170.057.010	WHEEL NUT M18 x 1.5	SPHERICAL R16	8
170.056.010	WHEEL STUD M18 x 1.5 x 65		8
033.260.030	80-8 HUB M/C & DRILLED 8/275		1

033.129.010	90H-8 8/275 BEDFORD	90MM SQUARE	5,500KG
033.129.030	90-8 HUB M/C & DRILLED 8/275		1
170.051.010	WHEEL STUD M20 x 1.5 x 73		8
170.071.010	WHEEL NUT M20 x 1.5	SPHERICAL R18	8
033.140.050	SEAL RING 90 SERIES	82 x 100.5 x 104.5 x 16	1
920.001.717	WEAR RING 90 & 92 SERIES	T/S SEAL 140 x 100 x 12	1
920.001.877	1 3/4 WASHER FLAT GOLD GR8	T/S 3" TOW BALL	1
920.001.909	M6 WASHER LOCK RIB ZINC		4

PART NUMBER	ITEM	DESCRIPTION	QUANTITY
920.001.566	NUT SLOTTED M45 x 2.0	T/S 90/92/100/110 & H240 NEW	1
920.000.974	PIN SPLIT M8 x 80 ZINC		1
033.175.070	DUST CAP 90/100 SERIES BOLT ON	NEW MODEL 131mm PCD (4 SCREW)	1
920.000.862	M6 x 20 SHCS	T/S 90 & 92 SERIES	4
920.000.840	90/92 SERIES BEARING 30311 ZWZ	(55 x 120 x 31.5) **USE TA00679**	1
920.000.799	90/92 SERIES BEARING 32216 ZWZ	(80 x 140 x 35.25) **USE TA00680**	1
920.000.763	SEAL 140 x 100 x 12	90 SERIES	1
033.140.040	90 SERIES STUB 538 90SQ		1

033.140.010	90H-10 10/335 EUROPEAN TRUCK	90MM SQUARE	5,500KG
033.140.040	90 SERIES STUB 538 90SQ		1
920.000.763	SEAL 140 x 100 x 12	90 SERIES	1
920.000.799	90/92 SERIES BEARING 32216 ZWZ	(80 x 140 x 35.25) **USE TA00680**	1
920.000.840	90/92 SERIES BEARING 30311 ZWZ	(55 x 120 x 31.5) **USE TA00679**	1
920.000.862	M6 x 20 SHCS	T/S 90 & 92 SERIES	4
033.175.070	DUST CAP 90/100 SERIES BOLT ON	NEW MODEL 131mm PCD (4 SCREW)	1
920.000.974	PIN SPLIT M8 x 80 ZINC		1
920.001.566	NUT SLOTTED M45 x 2.0	T/S 90/92/100/110 & H240 NEW	1
920.001.909	M6 WASHER LOCK RIB ZINC		4
920.001.717	WEAR RING 90 & 92 SERIES	T/S SEAL 140 x 100 x 12	1
033.140.050	SEAL RING 90 SERIES	82 x 100.5 x 104.5 x 16	1
170.070.010	WHEEL NUT M22 x 1.5	SPHERICAL R18	10
170.052.010	WHEEL STUD M22 x 1.5 x 85		10
033.140.060	90-10 HUB M/C & DRILLED 10/335		1
920.001.877	1 3/4 WASHER FLAT GOLD GR8	T/S 3" TOW BALL	1

033.390.010	SH-100 5/445 DEMOUNTABLE	100MM SQUARE	6,000KG
920.001.773	SH100 SPIDER HUB	(WST301AD)	1
920.001.776	BEARING HM218248 ZWZ BRAND	T/S SPIDER HUB	1
920.001.778	BEARING HM212049 ZWZ BRAND	T/S SPIDER HUB	1
033.390.030	SEAL RING 100 SERIES SPIDER	98 x 118.4 x 21.4	1
920.001.418	3/4" WASHER LOCK SPRING ZINC		5
920.001.566	NUT SLOTTED M45 x 2.0	T/S 90/92/100/110 & H240 NEW	1
920.001.780	SEAL 152.2 x 118 x 29	T/S SPIDER HUB STEMCO" (U)"	1
920.000.974	PIN SPLIT M8 x 80 ZINC		1
920.001.410	5/16" WASHER LOCK SPRING ZINC		6
033.383.100	WASHER SH100 & 110-10 HUB	O/D 96 x 8	1
033.390.020	100 SERIES STUB 626 IOOSQ	SPIDER	1

HUB & STUB ASSEMBLY PARTS BREAKDOWN

PART NUMBER	ITEM	DESCRIPTION	QUANTITY
033.390.040	DUST CAP SPIDER BOLT ON	SPIDER STAMPED	1

033.332.010	92H-8 8/275 BEDFORD	92MM ROUND	6,500KG
033.315.020	92 SERIES STUB 535 92RD		1
920.000.763	SEAL 140 x 100 x 12	90 SERIES	1
TA00679	90/92 SERIES BEARING 30311 SKF	(55 x 120 x 31.5)	1
TA00680	90/92 SERIES BEARING 32216 SKF	(80 x 140 x 35.25)	1
920.000.862	M6 x 20 SHCS	T/S 90 & 92 SERIES	4
033.175.070	DUST CAP 90/100 SERIES BOLT ON	NEW MODEL 131mm PCD (4 SCREW)	1
920.000.974	PIN SPLIT M8 x 80 ZINC		1
920.001.566	NUT SLOTTED M45 x 2.0	T/S 90/92/100/110 & H240 NEW	1
920.001.909	M6 WASHER LOCK RIB ZINC		4
920.001.877	1 3/4 WASHER FLAT GOLD GR8	T/S 3" TOW BALL	1
920.001.717	WEAR RING 90 & 92 SERIES	T /5 SEAL 140 x 100 x 12	1
033.140.050	SEAL RING 90 SERIES	82 x 100.5 x 104.5 x 16	1
170.071.010	WHEEL NUT M20 x 1.5	SPHERICAL R18	8
170.051.010	WHEEL STUD M20 x 1.5 x 73		8
033.129.030	90-8 HUB M/C & DRILLED 8/275		1

033.315.010	92H-10 10/335 EUROPEAN TRUCK	92MM ROUND	6,500KG
033.315.020	92 SERIES STUB 535 92RD		1
920.000.763	SEAL 140 x 100 x 12	90 SERIES	1
920.000.840	90/92 SERIES BEARING 30311 ZWZ	(55 x 120 x 31.5) **USE TA00679**	1
920.000.799	90/92 SERIES BEARING 32216 ZWZ	(80 x 140 x 35.25) **USE TA00680**	1
920.000.862	M6 x 20 SHCS	T/S 90 & 92 SERIES	4
033.175.070	DUST CAP 90/100 SERIES BOLT ON	NEW MODEL 131mm PCD (4 SCREW)	1
920.000.974	PIN SPLIT M8 x 80 ZINC		1
920.001.566	NUT SLOTTED M45 x 2.0	T/S 90/92/100/110 & H240 NEW	1
920.001.909	M6 WASHER LOCK RIB ZINC		4
920.001.877	1 3/4 WASHER FLAT GOLD GR8	T/S 3" TOW BALL	1
920.001.717	WEAR RING 90 & 92 SERIES	T/S SEAL 140 x 100 x 12	1
033.140.050	SEAL RING 90 SERIES	82 x 100.5 x 104.5 x 16	1
170.070.010	WHEEL NUT M22 x 1.5	SPHERICAL R18	10
170.052.010	WHEEL STUD M22 x 1.5 x 85		10
033.140.060	90-10 HUB M/C & DRILLED 10/335		1

033.259.010	100H-10 10/335 EUROPEAN TRUCK	100MM SQUARE	6,500KG
033.259.060	100 SERIES STUB 585 100SQ		1

PART NUMBER	ITEM	DESCRIPTION	QUANTITY
920.001.712	SEAL 150 x 110 x 12	T/S 100 & 110 & H240 SERIES	1
TA04186	100/240 SERIES BEARING 32217 SKF	(85 x 150 x 38.5)	1
TA04185	70/100 SERIES BEARING 32213 SKF	(65 x 120 x 32.75)	1
033.175.070	DUST CAP 90/100 SERIES BOLT ON	NEW MODEL 131mm PCD (4 SCREW)	1
920.000.974	PIN SPLIT M8 x 80 ZINC		1
920.001.566	NUT SLOTTED M45 x 2.0	T/S 90/92/100/110 & H240 NEW	1
920.000.862	M6 x 20 SHCS	T/S 90 & 92 SERIES	4
920.001.909	M6 WASHER LOCK RIB ZINC		4
920.001.877	1 3/4 WASHER FLAT GOLD GR8	T/S 3" TOW BALL	1
920.001.713	WEAR RING 100&110&H240 SERIES	T/S SEAL 150 x 110 x 12	1
033.259.070	SEAL RING 100 SERIES	87 x 110.5 x 118 x 17	1
170.070.010	WHEEL NUT M22 x 1.5	SPHERICAL R18	10
170.052.010	WHEEL STUD M22 x 1.5 x 85		10
033.259.030	100-10 HUB M/C DRILLED 10/335		1

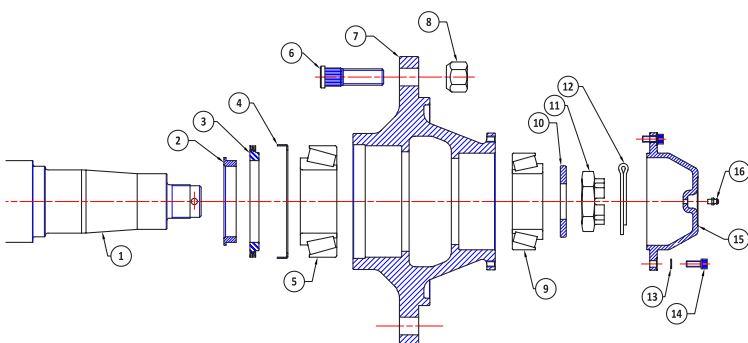
034.389.010	100H-10 10/335 EUROPEAN TRUCK	110MM ROUND	9,000KG
920.001.712	SEAL 150 x 110 x 12	T/S 100 & 110 & H240 SERIES	1
920.001.210	100/240 SERIES BEARING 32217 ZWZ	(85 x 150 x 38.5) **USE TA04186**	1
920.000.803	70/100 SERIES BEARING 32213 ZWZ	(65 x 120 x 32.75) **USE TA04185**	1
033.175.070	DUST CAP 90/100 SERIES BOLT ON	NEW MODEL 131mm PCD (4 SCREW)	1
920.000.974	PIN SPLIT M8 x 80 ZINC		1
920.001.566	NUT SLOTTED M45 x 2.0	T/S 90/92/100/110 & H240 NEW	1
920.000.862	M6 x 20 SHCS	T/S 90 & 92 SERIES	4
920.001.909	M6 WASHER LOCK RIB ZINC		4
920.001.877	1 3/4 WASHER FLAT GOLD GR8	T/S 3" TOW BALL	1
920.001.713	WEAR RING 100&110&H240 SERIES	T/S SEAL 150 x 110 x 12	1
033.259.070	SEAL RING 100 SERIES	87 x 110.5 x 118 x 17	1
170.070.010	WHEEL NUT M22 x 1.5	SPHERICAL R18	10
170.052.010	WHEEL STUD M22 x 1.5 x 85		10
033.259.030	100-10 HUB M/C DRILLED 10/335		1
920.001.676	BAR ROUND 110 4140 BLACK		0.6

033.438.010	110H-10 10/335 EUROPEAN TRUCK	110MM ROUND	15,000KG
033.438.050	110-10 HUB M/C & DRILLED	10/335	1
170.052.010	WHEEL STUD M22 x 1.5 x 85		10
170.070.010	WHEEL NUT M22 x 1.5	SPHERICAL R18	10
033.383.050	SEAL RING 110 SERIES	95 x 110.5 x 115 x 16.5	1
920.001.712	SEAL 150 x 110 x 12	T/S 100 & 110 & H240 SERIES	1

HUB & STUB ASSEMBLY PARTS BREAKDOWN

PART NUMBER	ITEM	DESCRIPTION	QUANTITY
920.001.713	WEAR RING 100&110&H240 SERIES	T/S SEAL 150 x 110 x 12	1
033.383.100	WASHER SH100 & 110-10 HUB	O/D 96 x 8	1
920.001.566	NUT SLOTTED M45 x 2.0	T/S 90/92/100/110 & H240 NEW	1
920.000.974	PIN SPLIT M8 x 80 ZINC		1
033.438.060	DUST CAP 110 SERIES BOLT ON	M/C (6 SCREW)	1
920.001.704	M8 x 1.25 x 20 SHCS		6
920.001.887	M8 WASHER LOCK RIB ZINC		6
TA04158	110 SERIES BEARING 33215 SKF	(75 x 130 x 41)	1
TA04159	110 SERIES BEARING 33217 SKF	(85 x 150 x 49)	1
033.438.040	110 SERIES STUB 632 110RD		1

033.258.010	150H-12 12/425 EARTHMOVER	150MM ROUND	20,000 KG
033.258.060	150 SERIES STUB 150RD		1
920.001.571	SEAL 215 x 170 x 15	150 SERIES	1
920.001.730	150 SERIES BEARING 30224 ZWZ	(120 x 215 x 43.5) **USE TA04182**	1
920.001.729	150 SERIES BEARING 32021 ZWZ	(105 x 160 x 35) **USE TA04183**	1
033.258.050	DUST CAP 150 SERIES BOLT ON	M/C (6 SCREW)	1
920.001.705	PIN SPLIT M8 x 100 ZINC		1
170.074.010	NUT SLOTTED M70 x 2 ANDYS	T/S 150 SERIES	1
920.001.706	M8 x 25 SHCS	T/S 60/110/150/H240 SERIES	6
920.001.887	M8 WASHER LOCK RIB ZINC		6
033.258.080	150 SERIES WASHER		1
920.001.572	WEAR RING 150 SERIES	T/S SEAL 215 x 170 x 15	1
033.258.070	SEAL RING 150 SERIES	135 x 170.5 x 180 x 20.5	1
170.072.010	WHEEL NUT M24 x 2.0	TAPER 90 DEG T/S 150 SERIES	12
170.078.010	WHEEL STUD M24 x 2.0 x 122	T/S 150 SERIES	12
033.258.090	150-12 HUB M/C BLANK		1
920.001.718	WASHER SPRING M24	T/S 150 SERIES	12
170.077.010	NUT LOCK M24 x 2 GR 8		12



1	STUB	9	OUTER BEARING
2	SEAL RING	10	AXLE WASHER
3	SEAL	11	SLOTTED NUT
4	SEAL WEAR RING	12	SPLIT PIN
5	INNER BEARING	13	DUST CAP WASHER
6	WHEEL STUD	14	SOCKET HEAD CAP SCREW
7	HUB	15	DUST CAP
8	WHEEL NUT	16	GREASE NIPPLE

STUB AXLE PARTS LIST

PART NUMBER	DESCRIPTION
SPLIT PINS	
920.000.953	M4 x 40 T/S H20/H25 & H30 SERIES
920.000.958	M5 x 50 T/S H40/H50 & HD50 SERIES
920.000.956	M6 x 50 T/S 60 SERIES
920.000.972	M6 x 60 T/S T/S 70 & 80 SERIES
920.000.974	M8 x 80 T/S 90/92/100 & 110 SERIES

METRIC WHEEL NUTS	
170.076.010	M16 WHEEL NUT
170.057.010	M18 WHEEL NUT
170.071.010	M18 WHEEL NUT
170.070.010	M22 WHEEL NUT
170.154.010	M22 WHEEL NUT*
170.155.010	M24 WHEEL NUT*
170.156.010	M20 WHEEL NUT*

*C/W CAPTIVE ROTATING FLAT WASHER

SLOTTED AXLE NUTS	
920.001.113	3/4" UNF T/S H20 & H25 SERIES
920.001.109	7/8" T/S H30 SERIES
920.000.921	1" UNF T/S H40 SERIES
920.000.916	1 1/8" UNF T/S H50 SERIES*
170.090.010	M27 x 2 T/S H50 & HD50 SERIES
920.001.688	M33 x 2 T/S 60 SERIES
920.001.565	M39 x 2 T/S 70 & 80 SERIES
920.001.566	M45 x 2 T/S 90/92/100 & 110 SERIES
170.074.010	M70 T/S 150 SERIES
170.025.010	1 3/4" UNF T/S 3" TOWBALL
920.001.564	1 1/4" UNF T/S 2 5/16" TOWBALL

*DISCONTINUED

STUB AXLES NUTS	
033.181.010	H20 STUB AXLE 39 ROUND 254mm
033.182.010	H20 STUB AXLE 40 SQUARE 254mm
033.183.010	H20 STUB AXLE 39 ROUND 305mm
033.184.010	H20 STUB AXLE 40 SQUARE 305mm
033.087.010	H25 STUB AXLE 45 SQUARE 315mm
033.224.010	H25 STUB AXLE 45 ROUND 315mm
033.016.030	H30 STUB AXLE 45 ROUND 324mm
033.300.010	H30 STUB AXLE 45 SQUARE 324mm

PART NUMBER	DESCRIPTION
033.278.010	H40 STUB AXLE 50 ROUND 368mm
033.279.010	H40 STUB AXLE 50 SQUARE 368mm
033.824.020	H50 STUB AXLE 63 SQUARE 407mm
034.485.020	HD50 STUB AXLE 50 SQUARE 338mm
033.767.070	HD50 STUB AXLE 56 ROUND 407mm
033.859.020	HD50 STUB AXLE 63 SQUARE 410mm
033.261.060	60 SERIES STUB AXLE 63 SQUARE 438mm
033.412.020	60 SERIES STUB AXLE 65 ROUND 437mm
033.169.030	70 SERIES STUB AXLE 75 ROUND 456mm
033.260.060	80 SERIES STUB AXLE 80 ROUND 505mm
033.403.020	80 SERIES STUB AXLE 80 SQUARE 505mm
033.140.040	90 SERIES STUB AXLE 90 SQUARE 535mm
033.315.020	92 SERIES STUB AXLE 92 ROUND 535mm
033.259.060	100 SERIES STUB AXLE 100 SQUARE 585mm
033.438.040	110 SERIES STUB AXLE 110 ROUND 632mm
033.258.060	150 SERIES STUB AXLE 150 ROUND 771mm

SEALS	
920.000.732	59.13 x 37.85 x 10 T/S H20 SERIES
920.001.895	59.13 x 37.85 x 9.53 T/S H20 H/D SERIES
920.000.730	59.13 x 41.27 x 10 T/S H25 SERIES
920.000.696	73.2 x 41.25 x 10 T/S H30 SERIES
920.000.698	81.03 x 46 x 10 T/S H40 SERIES
920.000.699	85 x 54 x 10 T/S H50 SERIES
920.001.708	100 x 70 x 12 T/S 60 SERIES
920.000.765	125 x 90 x 12 T/S 70 & 80 SERIES
920.000.763	140 x 100 x 12 T/S 90 & 92 SERIES
920.001.712	150 x 110 x 12 T/S 100 & 110 SERIES
920.001.571	215 x 170 x 15 T/S 150 SERIES

SEAL RINGS	
033.261.070	57 x 70.5 x 75 x 16.5 T/S 60 SERIES
033.158.030	67 x 90.5 x 95 x 16 T/S 70 SERIES
033.260.070	70.5 x 90.5 x 95 x 16.5 T/S 80 SERIES
033.140.050	82 x 100.5 x 104.5 x 16 T/S 90 & 92 SERIES
033.259.070	87 x 110.5 x 118 x 17 T/S 100 SERIES
033.383.050	95 x 110.5 x 115 x 16.5 T/S 110 SERIES
033.258.070	135 x 170.5 x 180 x 20.5 T/S 150 SERIES

STUB AXLE PARTS LIST

PART NUMBER	DESCRIPTION
033.390.030	98 x 118.4 x 21.4 T/S 100 SPIDER SERIES*

*OBSOLETE

SEAL WEAR RINGS	
920.001.707	WEAR RING T/S 60 SERIES
920.001.317	WEAR RING T/S 70 & 80 SERIES
920.001.717	WEAR RING T/S 90 & 92 SERIES
920.001.713	WEAR RING T/S 100 & 110 SERIES
920.001.572	WEAR RING T/S 150 SERIES

AXLE WASHERS	
920.001.437	3/4" WASHER T/S H20 & H25 WASHER
920.001.438	7/8" WASHER T/S H30 SERIES
920.001.439	1" WASHER T/S H40 SERIES
920.001.440	1 1/8" WASHER T/S H50 & HD50 SERIES
920.001.877	90/92/100 SERIES & 3" TOWBALL WASHER
033.383.100	110 SERIES WASHER
033.258.080	150 SERIES WASHER

UNF WHEEL NUTS	
170.041.010	7/16" WHEEL NUT
170.044.010	1/2" WHEEL NUT
170.045.010	9/16" WHEEL NUT
170.040.010	5/8" WHEEL NUT
170.013.020	3/4" WHEEL NUT
170.039.010	7/8" WHEEL NUT

UNF WHEEL STUDS	
170.042.010	7/16" WHEEL STUD
170.053.010	1/2" WHEEL STUD
170.043.010	9/16" WHEEL STUD
170.015.010	5/8" WHEEL STUD (59mm)
170.024.010	5/8" WHEEL STUD (66mm)
170.037.010	3/4 WHEEL STUD
170.014.010	7/8 WHEEL STUD

DUST CAP BOLT WASHERS	
920.001.909	M6 WASHER LOCK RIB ZINC
920.001.887	M8 WASHER LOCK RIB ZINC

PART NUMBER	DESCRIPTION
DUST CAP BOLTS	
920.001.910	M6 x 30 T/S H50 & HD50 SERIES
920.001.706	M8 x 25 T/S 60/110/150 & H240 SERIES
920.000.893	M8 x 30 T/S 70 & 80 SERIES
920.000.862	M6 x 20 T/S 90 & 92 SERIES

BOLT ON & SCREW IN DUST CAPS	
033.711.050	HD20 SCREW IN
033.767.060	H50 & HD50 BOLT ON
033.261.050	60 SERIES BOLT ON
033.131.040	70/80 SERIES BOLT ON
033.175.070	90/92/100 SERIES BOLT ON
033.438.060	110 SERIES BOLT ON
033.258.050	150 SERIES BOLT ON

PRESSED CAPS	
920.001.354	H20 - 1.78"
920.001.354	H25 - 1.78"
920.001.070	H30 - 2 1/16"
920.001.849	2 1/4" PRESS IN
920.001.121	H40 - 21/2"
920.001.839	62mm 50 SERIES FAD
FSPDC62	62mm FAD
FSPDC80	80mm FAD
FSPDC85	85mm FAD
FSPDC90	90mm FAD
FSPDC100	100mm FAD
FSPDC110	110mm FAD
FSPDC120	120mm FAD

METRIC WHEEL STUDS	
920.001.888	M14 WHEEL STUD*
170.075.010	M16 WHEEL STUD
920.001.886	M16 WHEEL STUD (GRADE 10.9)
170.056.010	M18 WHEEL STUD
170.051.010	M20 WHEEL STUD
170.052.010	M22 WHEEL STUD

*DISCONTINUED

PART NUMBER	DESCRIPTION
MACHINED & STUDED HUBS	
033.189.010	H20 HUB 5/107.95 140mm
033.190.010	H20 HUB 4/101.6 140mm 1/2" STUDS
033.335.010	H20 HUB 5/114.3 140mm
033.191.010	H20 HUB 5/114.3 150mm
033.193.010	H20 HUB 5/120.65 150mm
033.711.070	H20 HUB 5/107.95 140mm
033.335.010	H20 HUB 5/114.3 140mm*
033.189.010	H20 HUB 5/107.95 140mm*
033.193.010	H20 HUB 5/120.65 150mm*
033.191.010	H20 HUB 5/114.3 150mm*
033.290.020	H30 HUB 5/107.95 177.8mm
033.295.020	H30 HUB 5/114.3 177.8mm 1/2" STUDS
033.477.010	H40 HUB 6/139.7 182.88mm
033.767.040	HD50 HUB 6/139.7 190.5mm
033.261.080	60-6 HUB 6/205 250mm
033.131.080	70-6 HUB 6/205 250mm
033.413.040	80-6 HUB 6/205 250mm
033.260.080	80-8 HUB 8/275 320mm
033.129.130	90-8 & 92-8 HUB 8/275 320mm
033.140.030	90-10 & 92-10 HUB 10/335 380mm
033.259.080	100-10 HUB 10/335 380mm
033.438.090	110-10 HUB 10/335 390mm

BEARINGS	
100 SERIES SPIDER AXLE ASSEMBLY*	
920.001.776	HM218248/10 INNER
920.001.778	HM212049/10 OUTER
920.000.798	H240 SERIES 32215 OUTER*
H20 STUB AXLE ASSEMBLY	
TA04190	67048/10 INNER
TA04188	11949/10 OUTER
H25 STUB AXLE ASSEMBLY	
TA04187	68149/10 INNER
TA04189	12749/10 OUTER
H30 STUB AXLE ASSEMBLY	
TA04176	30207 INNER
TA04174	30205 OUTER

PART NUMBER	DESCRIPTION
H40 STUB AXLE ASSEMBLY	
TA04177	30208 INNER
TA04175	30206 OUTER
H50 STUB AXLE ASSEMBLY	
TA04325	30209 INNER
TA04326	30206 OUTER
HD50 STUB AXLE ASSEMBLY	
TA04178	32209 INNER
TA04175	32206 OUTER
60 SERIES STUB AXLE ASSEMBLY	
TA04180	30211 INNER
TA04177	30208 OUTER
70 SERIES STUB AXLE ASSEMBLY	
TA04185	32213 INNER
TA04184	32210 OUTER
80 SERIES STUB AXLE ASSEMBLY	
TA04181	30214 INNER
TA04179	30210 OUTER
90 & 92 SERIES STUB AXLE ASSEMBLY	
TA00680	32216 INNER
TA00679	30311 OUTER
100 SERIES STUB AXLE ASSEMBLY	
TA04186	32217 INNER (H240 INNER)
TA04185	32213 OUTER
110 SERIES STUB AXLE ASSEMBLY	
TA04159	33217 INNER
TA04158	33215 OUTER
150 SERIES STUB AXLE ASSEMBLY	
TA04182	30224 INNER
TA04183	32021 OUTER

*DISCONTINUED

YOUR NOTES



OTR AUSTRALIA PTY LTD

1300 791 672

www.otraustralia.com

sales@otraustralia.com

Version 6.0

Updated October 2024



BELLEVUE WA

113 Clayton Street, Bellevue WA, 6056

p: (08) 9250 8949 | e: sales@otrtyre.com



KEWDALE WA

12 Bradford Street, Kewdale WA, 6105

p: (08) 9253 6100 | e: sales@otraustralia.com



KALGOORLIE WA

56 Great Eastern Highway, Kalgoorlie WA, 6430

p: (08) 9021 4404 | e: sales@otrtyre.com



KARRATHA WA

51 Pemberton Way, Karratha WA, 6714

p: (08) 9144 4887 | e: sales@otrtyre.com



PORT HEDLAND WA

14 Murrena Street, Wedgefield WA, 6721

p: (08) 9172 5984 | e: sales@otrtyre.com



GERALDTON WA

239 Place Road, Webberton WA, 6530

p: (08) 9964 6988 | e: sales@otrtyre.com



GERALDTON WA

141 Flores Road, Webberton, WA 6530

p: (08) 9932 6174 | e: sales@otraustralia.com



YATALA QLD

34 Alloy Street, Yatala QLD, 4207

p: (07) 3803 8333 | e: sales@otraustralia.com



EMERALD QLD

12-16 Kyle Street, Emerald QLD, 4720

p: (07) 4987 4784 | e: sales@otraustralia.com



MOUNT ISA QLD

38-40 Barkly Highway, Mount Isa, QLD 4825

p: (07) 4743 6633 | e: sales@otraustralia.com



GLADSTONE QLD

42 Callemondah Drive, Gladstone, QLD 4680

p: (07) 4978 7233 | e: sales@otraustralia.com



MACKAY QLD

33-35 Connors Road, Paget, QLD 4740

p: (07) 4952 2797 | e: sales@otraustralia.com



BRISBANE QLD

9 Navigator Place, Hendra, QLD 4011

p: (07) 3868 4089 | e: sales@otraustralia.com



SYDNEY NSW

100 Brabham Drive, Eastern Creek, NSW 2766

p: (02) 9676 4099 | e: sales@otraustralia.com



MUSWELLBROOK NSW

26 Strathmore Road, Muswellbrook, NSW 2333

p: (02) 6541 3207 | e: sales@otraustralia.com



MILDURA VIC

36-42 Tenth Street, Mildura, VIC 3500

p: (03) 5018 7800 | e: sales@otraustralia.com